




To ensure you always have the best possible experience with UltiPro®, we continually test new Web browsers for compatibility and performance. This guide provides an overview of our current browser support by product feature.
































Microsoft has discontinued support for Internet Explorer browsers prior to version 11. Based on Microsoft's policy to only update Internet Explorer 11 and Edge browsers, UltiPro is retiring support for IE9 and 10. UltiPro will continue supporting Internet Explorer 11 and testing Microsoft Edge.

For additional *support* please follow the recommendations in the Configuration Helpful Hints section.


UltiPro 2015 Tax Reporting Compliance Service Pack (V12.0.2.2)  
 Revised: June 24, 2016

		
<p><b>SUPPORTED</b> - Ultimate Software currently tests and actively supports.</p>	<p><b>SUPPORTED with ADDITIONAL INFORMATION</b> - See the Additional Production Information section below for more details.</p>	<p><b>NOT SUPPORTED</b> - Ultimate Software does not test or support; browser is not recommended for use.</p>




### Human Resources and Payroll

			
Employee Self-Service			
Manager Self-Service			
Employee Administration			
Standard Reporting			
Payroll Processing			
System Configuration			
Open Enrollment			
Life Events			
Quick Tours			
UltiPro Ideas			

## Business Intelligence

	 Internet Explorer 11	 Firefox 44	 chrome 48
IBM Cognos Connection	✓	✓	✓
IBM Cognos Viewer	✓	✓	✓
Report Studio	✓	✓	✓
Query Studio	✓	✓	✗
Analysis Studio	✓	✓	✗
Event Studio	✓	✗	✗

## Optional Features

	 Internet Explorer 11	 Firefox 44	 chrome 48
Recruiting	✓	✓	✓
Recruitment	✓	1	✗
Onboarding	✓	✓	✓
Salary Planning and Budgeting	✓	✗	✗
Performance Management	✓	✓	✓
Career Development	✓	✓	✓
Succession Management	✓	✓	✓
Compensation Management	✓	✓	✓
Time and Attendance	✓	✓	✓
Time Management	✓	✓	✓
Employee Relations	✓	✗	✗
OSHA Incident Tracking	✓	✗	✗

### Additional Product Information

1. Supports Firefox for external job seekers only (non-employees).

## Configuration Helpful Hints

### Allow Internet Cookies

UltiPro requires that you enable Internet Cookies. Please change Privacy Settings to allow Internet cookies by following the steps below.

#### Internet Explorer

1. In Internet Explorer, select the Tools menu, and then select Internet Options.
2. Select the Privacy tab, and then move the slider to the level of privacy you prefer.

#### Firefox

1. In Firefox, select the Tools menu, and then select Options.
2. Select the Privacy panel.
3. From the Firefox menu, select **Use custom settings for history**
4. Select Accept cookies from sites to enable cookies.

## Configure Pop-Up Blockers

### Internet Explorer or Firefox

1. In Internet Explorer or Firefox, you may see the Information Bar (a pale yellow bar) appear just below the toolbars. This bar may warn you that a pop-up has been blocked.
2. Select this bar and choose Always Allow Pop-ups from This Site to configure Internet Explorer or choose *Allow pop-ups for ultipro.com* to configure Firefox to allow pop-ups

To enter Pop-Up Settings manually for **Internet Explorer or Firefox**

1. Open Internet Explorer and select **Tools > Pop-up Blocker > Pop-up Blocker Settings**.
2. In the Address of website to allow, type the address (or URL) of the website that you want to allow pop-ups to display (for example, ultipro.com).
3. Select the Add button. Make sure ultipro.com appears in the Allowed sites list.
4. Select Close and then OK to go back to the Internet Explorer main window.

To enter Pop-Up Settings manually for **Firefox**

1. Open Firefox and select **Tools > Options**.
2. Select **Content**.
3. Check the **Block Pop-up windows box**.
4. Select **Exceptions** to enter any website that you want to allow pop-ups to display (for example, ultipro.com).
5. Select Allow to add a website to the exceptions list.
6. Select Close to go back to the Firefox main window.

### Chrome

To enter pop-up settings manually from a site for **Chrome**

1. At the end of the address bar, select the pop-up blocker icon.
2. Select the link for the pop-up window you'd like to see.
3. To always see pop-ups for the site, select Always show pop-ups from [site]. The site will be added to the exceptions list, which you can manage in the Content Settings dialog.

To always allow pop-ups from a particular site for **Chrome**

1. In the top-right corner of Chrome, select the Chrome menu icon.
2. Select **Settings**.
3. Select **Show advanced settings**.
4. **Under Privacy, select the Content Settings** button.
5. Under Pop-ups, select **Manage exceptions**.
6. Enter a website name (for example: ultipro.com) and select **Allow** from the Behavior drop-down list.
7. Select Done.

## Clear Cache and Disable Toolbars

### Clear Cache

If UltiPro's user interface is behaving unexpectedly with a supported browser, you may need to clear your browser's cache to ensure that your browser is displaying the most up-to-date versions of UltiPro pages.

### Disabling Toolbars

We recommend disabling third-party toolbars as we have found compatibility issues with some vendors. Ultimate Software recommends configuring Internet Explorer to clear the Temporary Internet Files folder upon closing the browser.

## Client Workstation Settings

To configure Internet Explorer to clear the Temporary Internet Files folder upon closing the browser:

1. Select the Tools menu, and then select Internet Options.
2. Select the Advanced tab.
3. Under the Security heading, ensure that the option, Empty Temporary Internet Files folder when browser is closed, is checked.

**Trusted Sites:** Ensure that you add the following URLs to your trusted sites:

- \*.ultimatesoftware.com
- \*.ultipro.com
- \*.salesforce.com
- \*.ultiprotime.com
- \*.ultirecruit.com
- \*.ultipro-time-management.com
- \*.force.com
- \*.intersourcing.com

If you receive an error preventing the change, uncheck the option, *Require server verification (https:) for all sites within this zone*

## Additional Internet Explorer Adjustments

**Enable Downloading in Internet Explorer 9.0, 10.0, and 11.0** to ensure that you can download files from UltiPro with Internet Explorer 9, 10, and 11:

1. Select the Tools menu, and then select Internet Options.
2. Select the Advanced tab.
3. Under the Security heading, ensure that the option, Do not save encrypted pages to disk, is unchecked.

**Enable Native XMLHTTP Support in Internet Explorer 9, 10, and 11** to ensure UltiPro functions properly with Internet Explorer 9, 10, and 11:

1. Select the Tools menu, and then select Internet Options.
2. Select the Advanced tab.
3. Under the Security heading, ensure that the option, Enable native XMLHTTP support, is checked.

**Disable User Name and Password Autocompletion in Internet Explorer 11.0.** In order to enhance security while using UltiPro with Internet Explorer 11 in kiosk or other public environments, Ultimate Software suggests disabling user name and password autocompletion.

To disable user name and password autocompletion in Internet Explorer 11:

1. Select the Tools menu, and then select Internet Options.
2. Select the Content tab.
3. Under the AutoComplete heading, select Settings.
4. Ensure that the option, *User names and passwords on forms*, is unchecked.

## Safari Browser

**Considerations for the Safari Browser on Mac OS**

- Onboarding supports Safari 4.0+ for Mac OS only.
- Time and Attendance (v5.1.2) and Time and Attendance (v5.1.4) supports Safari 5.0.5 for Mac OS X.
- Time and Attendance (v6.1.1) supports Safari 6.0 for Mac OS X.

## Special Configurations

There are no special considerations for this release.

## Ulti-University Browser Compatibility

Access to Ulti-University supports the following browsers for compatibility with our training environments:

- Internet Explorer 8 – 11
- Firefox 40+
- Safari 8+
- Opera 27+
- Chrome 37+
- Microsoft Edge

Access to the training registration system (Cornerstone) does not require specific compatibility setting other than the following:

- Support for Secure Socket Layer (SSL) that supports 128 bit SSL encryption
- Cookies and JavaScript are enabled

© 2016 Ultimate Software

## Legal Statement

This presentation and content are for Ultimate Software use only. No part of this presentation or content may be reproduced in any form or by any means or stored in a database or retrieval system without the prior written authorization of The Ultimate Software Group, Inc. Information in this presentation and content are subject to change without notice. The presentation and content are confidential information of The Ultimate Software Group, Inc. and may not be disseminated to any third party. Nothing herein constitutes legal advice, tax advice or any other advice.

© 2016 The Ultimate Software Group, Inc. UltiPro® is a registered trademark of The Ultimate Software Group, Inc. All other company and product names referenced herein are the trademarks or registered trademarks of their respective holders.

### Liability/Disclaimer

The Ultimate Software Group, Inc. makes no representation or warranties with respect to the accuracy or completeness of the presentation or content and specifically disclaims any responsibility or representation for other vendor's software. The terms and conditions of the license, Intersourcing, SaaS, or other agreement regarding the software or services provided by Ultimate Software, which is the subject of the documentation contained herein, govern this presentation or content. All company, organization, person, and event references are fictional. Any resemblance to actual companies, organizations, persons, and events is entirely coincidental. Nothing herein should be considered legal or tax advice. All legal or tax questions or concerns should be directed to your legal counsel or tax consultant.

Links to Other Materials: The linked sites are not under the control of Ultimate Software and Ultimate Software is not responsible for the control of any linked site or any link contained in a linked site. Ultimate Software reserves the right to terminate any link or linking program at any time. Ultimate Software does not endorse companies or products to which it links if you decide to access any of the third - party sites linked to the site. You do so entirely at your own risk.